

DUON HELMET MARKING

Bespoke helmet marking is available for the heightec DUON and DUON Air helmets in various positions.

We can work with many formats, however our preferred formats are: EPS, high resolution JPEG or TIFF formats. Please supply ready to print artwork, to scale and in the colour scheme you require. Please also provide pantone colour reference or CMYK codes. For an indication of available sticker positions please see our helmet marking guide. Positions available for marking can be applied to our vented or unvented models.

On receipt of your artwork, we will prepare and send a proof copy for your approval. Your design will be allocated a unique number to aid the re-ordering process. On return of your signed proof approval we will process your order.


Lead time: approx. 10-14 working days from proof approval and receipt of confirmed order. Lead time may vary depending on the order quantity.

Guidelines:

- Artwork formats: EPS, Illustrator, high resolution JPEG or TIFF formats
- Artwork must be scaled to fit within the template areas specified (see Helmet Marking Guide).
- Artwork will be reproduced to the scale you supply, in the colours you supply.
- Background colour can be clear or reflective. If you select clear please ensure your artwork is prominent against the helmet colour ordered.
- The helmet is curved and some distortion of the artwork is inevitable when it is applied.
- Exact colour match cannot be guaranteed.
- Once the proof is signed and returned any changes will be chargeable and helmets cannot be returned (unless under warranty).

Duon & Duon-Air Standard Sticker Panel Options:



First Aider:		Inspection Sticker:																																											
		heightec Helmet ID:																																											
		<table border="1"> <thead> <tr> <th>Inspection Date</th> <th>Pass/Fail</th> <th>Exp. Date</th> <th>Inspector</th> </tr> </thead> <tbody> <tr><td> </td><td> </td><td> </td><td> </td></tr> <tr><td> </td><td> </td><td> </td><td> </td></tr> <tr><td> </td><td> </td><td> </td><td> </td></tr> <tr><td> </td><td> </td><td> </td><td> </td></tr> <tr><td> </td><td> </td><td> </td><td> </td></tr> <tr><td> </td><td> </td><td> </td><td> </td></tr> <tr><td> </td><td> </td><td> </td><td> </td></tr> <tr><td> </td><td> </td><td> </td><td> </td></tr> <tr><td> </td><td> </td><td> </td><td> </td></tr> <tr><td> </td><td> </td><td> </td><td> </td></tr> </tbody> </table>	Inspection Date	Pass/Fail	Exp. Date	Inspector																																							
Inspection Date	Pass/Fail	Exp. Date	Inspector																																										

The heightec Group Ltd, Lake District Business Park, Mint Bridge Road, Kendal, Cumbria, LA9 6NH, UK

Tel: +44 (0) 1539 728866

Email: admin@heightec.com Web: heightec.com












Training division: heightec - The National Access and Rescue Centre – Aberdeen, Birmingham, Kendal, Leeds, London

Company no. 03435385

Registered in England and Wales

VAT No. 698 1128 04

Sticker Panel Positions:

	DUON MH01	DUON-Air MH02
<u>Design 1</u>		
Positon:	Left (1TL) & Right (1TR)	
<u>Design 2</u>		
Positon:	Front (2F)	
<u>Design 2</u>		
Positon:	Back (2B)	
<u>Design 3</u>		
Positon:	Left (3SL)	
<u>Design 3</u>		
Positon:	Right (3SR)	

NB: The sticker panel positions are limited to those shown above. The heightec logo will remain unobstructed.

The heightec Group Ltd, Lake District Business Park, Mint Bridge Road, Kendal, Cumbria, LA9 6NH, UK

Tel: +44 (0) 1539 728866

Email: admin@heightec.com Web: heightec.com



Training division: heightec - The National Access and Rescue Centre – Aberdeen, Birmingham, Kendal, Leeds, London

Company no. 03435385

Registered in England and Wales

VAT No. 698 1128 04